

Mono Perc

DHM60L9

Half-Cell High Efficiency PV Module



Europe
Solar
Production



Optimal Design Combination

166mm+9BB+Half-cut, higher power output



Super Performance & Stable Returns

Low current & low hot spot, to ensure module operation optimally



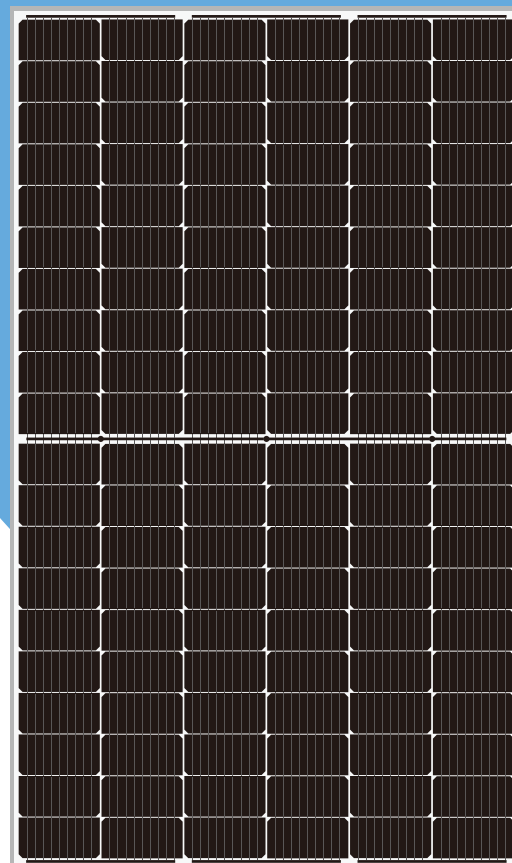
Diversified Application Scenarios

Strong weather-resistance, suitable for various roof installation



Lower LCOE

Lower BOS, less installation area



Comprehensive Products and System Certificates

IEC 61215 / IEC 61730 / CE / INMETRO

ISO 9001: 2015/Quality management system

ISO 14001: 2015/Standards for environmental management system

OHSAS 18001: 2007/International standards for occupational health & safety

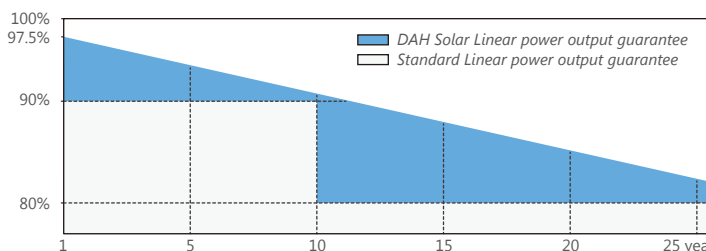
360~390W

Max
Module
Efficiency
-
21.41%

Quality Guarantee

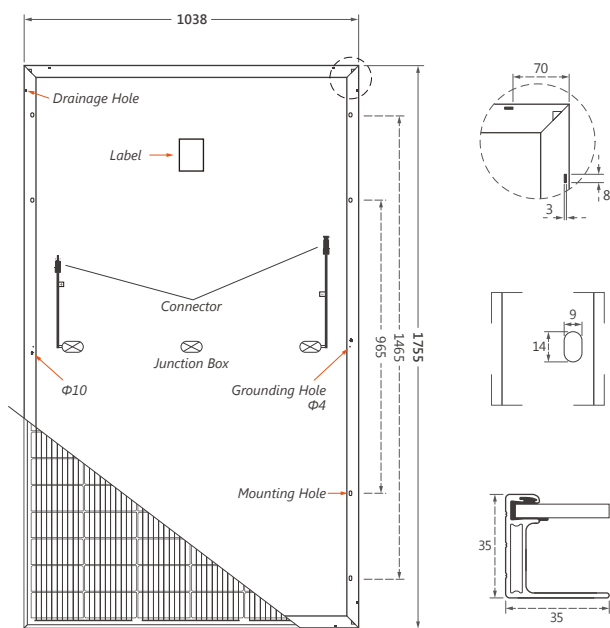
12-year Material & technology warranty

25-year Linear power output warranty



DHM60L9 360~390W

DESIGN



MECHANICAL SPECIFICATION

Cells Type	Dimension (L×W×T)	Weight
Mono 166×83mm	1755×1038×35mm	19.5kg
Packing	31pcs/pallet, 806pcs/40HQ	
Cable (Including connector)	4.0mm ² , Portrait: 300mm(+)/400mm(-) Landscape: 1400mm(+)/1400mm(-)	
No. of Cells	120 (6×20)	
Glass	3.2mm High Transmission, Antireflection Coating	
Junction box	IP68, 3 Bypass Diodes	
Connector	MC4 Compatible	

OPERATING PARAMETERS

Maximum system voltage	1000V/1500V DC
Operating Temperature	-40 ~ +85°C
Maximum series fuse rating	20A
Snow load, frontside	5400Pa
Wind load, backside	2400Pa
Nominal operating cell temperature	45°C±2°C
Application level	Class A

ELECTRICAL CHARACTERISTICS(STC)

MODULE TYPE	DHM60L9	DHM60L9	DHM60L9	DHM60L9	DHM60L9	DHM60L9	DHM60L9
Maximum Power (P _{max})	360W	365W	370W	375W	380W	385W	390W
Open-circuit Voltage (V _{oc})	40.6V	40.8V	41.0V	41.2V	41.4V	41.6V	41.8V
Maximum Power Voltage (V _{mp})	33.8V	34.0V	34.2V	34.4V	34.6V	34.8V	35.0V
Short-circuit Current (I _{sc})	11.24A	11.30A	11.36A	11.42A	11.48A	11.54A	11.60A
Maximum Power Current (I _{mp})	10.65A	10.74A	10.82A	10.90A	10.98A	11.06A	11.14A
Module Efficiency (%)	19.76%	20.04%	20.31%	20.59%	20.86%	21.13%	21.41%
Power Tolerance				0~+5W			
Temperature Coefficient of I _{sc}				0.05%/°C			
Temperature Coefficient of V _{oc}				-0.31%/°C			
Temperature Coefficient of P _{max}				-0.35%/°C			

Standard Test Environment : Irradiance 1000W/m², Cell temperature 25°C, Spectrum AM1.5

ELECTRICAL CHARACTERISTICS(NOCT)

MODULE TYPE	DHM60L9	DHM60L9	DHM60L9	DHM60L9	DHM60L9	DHM60L9	DHM60L9
Maximum Power (P _{max})	271W	274W	278W	282W	286W	289W	293W
Open-circuit Voltage (V _{oc})	38.4V	38.6V	38.8V	39.0V	39.2V	39.4V	39.6V
Maximum Power Voltage (V _{mp})	32.0V	32.2V	32.4V	32.6V	32.7V	32.9V	33.1V
Short-circuit Current (I _{sc})	9.07A	9.12A	9.17A	9.22A	9.26A	9.31A	9.36A
Maximum Power Current (I _{mp})	8.46A	8.53A	8.59A	8.66A	8.72A	8.79A	8.85A

Standard Test Environment : Irradiance 800W/m², Ambient temperature 20°C, Spectrum AM1.5, Wind speed 1m/s